

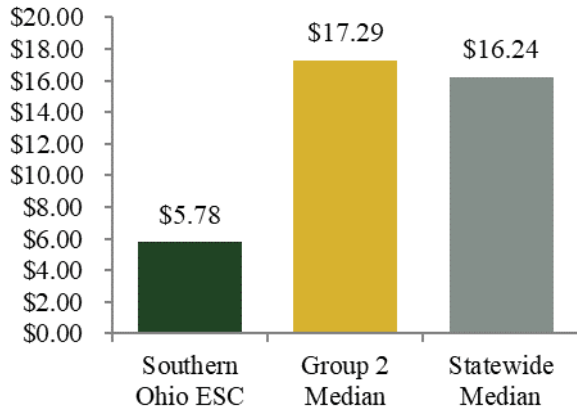
Southern Ohio ESC Profile

Operating Revenue:
\$5,804,618

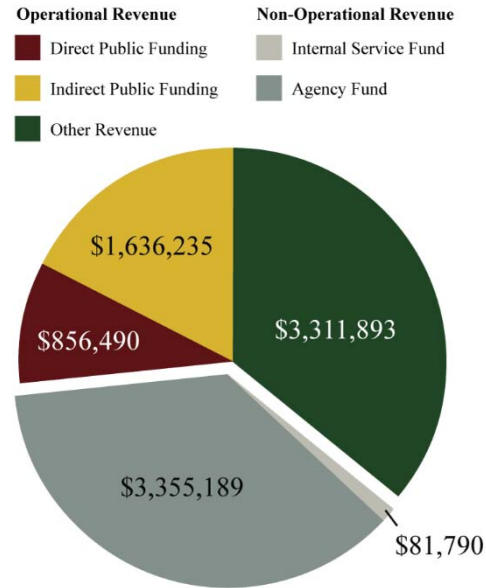
Expenditures:
\$5,731,764

FTEs:
105.70

Revenue Generation Ratio

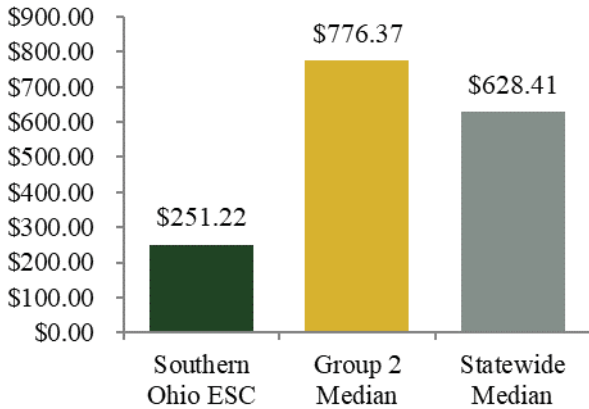


Total Revenue by Source

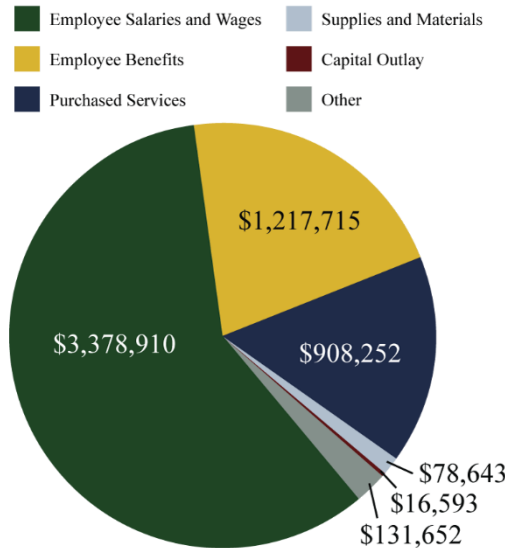


This ESC collected an additional \$66,650 from local foundation deductions as part of its agreement with its member district(s). This amount is in excess of the required minimum direct funding and is therefore included within the indirect public funding.

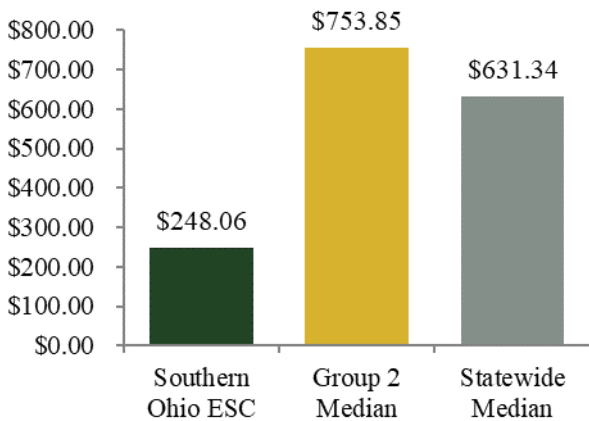
Operating Revenue per Student



Expenditures by Object



Expenditures per Student



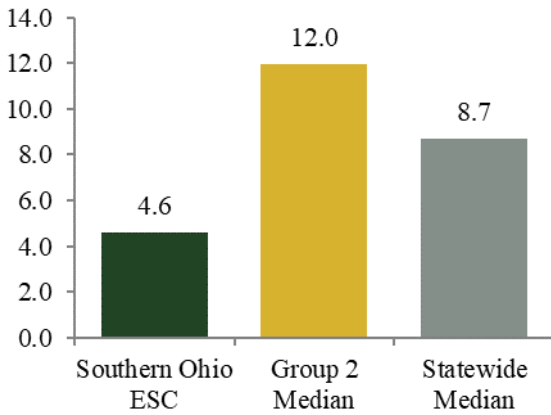
Southern Ohio ESC Profile

Operating Revenue:
\$5,804,618

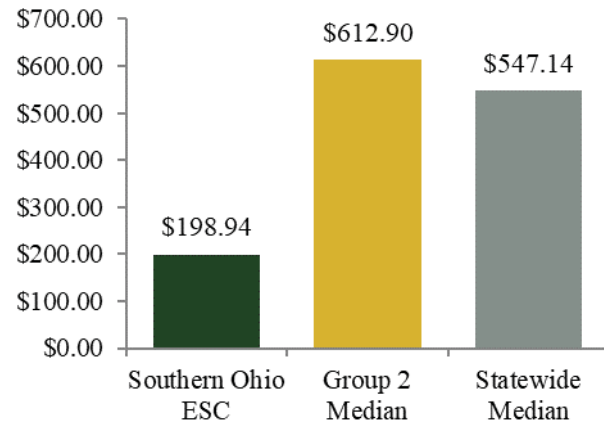
Expenditures:
\$5,731,764

FTEs:
105.70

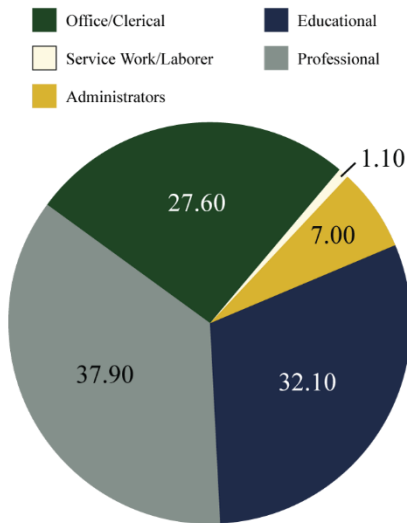
FTEs per 1,000 Students



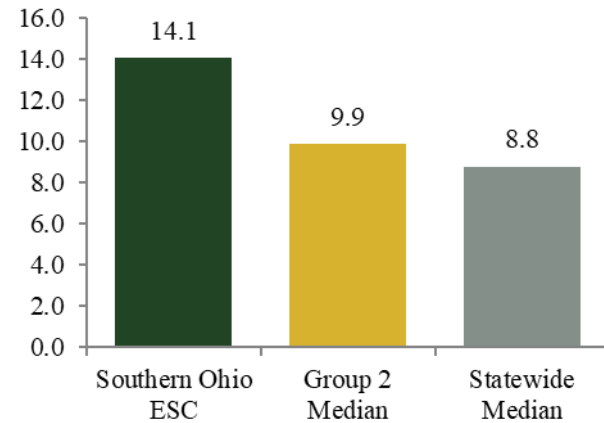
Personnel Cost per Student



FTEs by Category



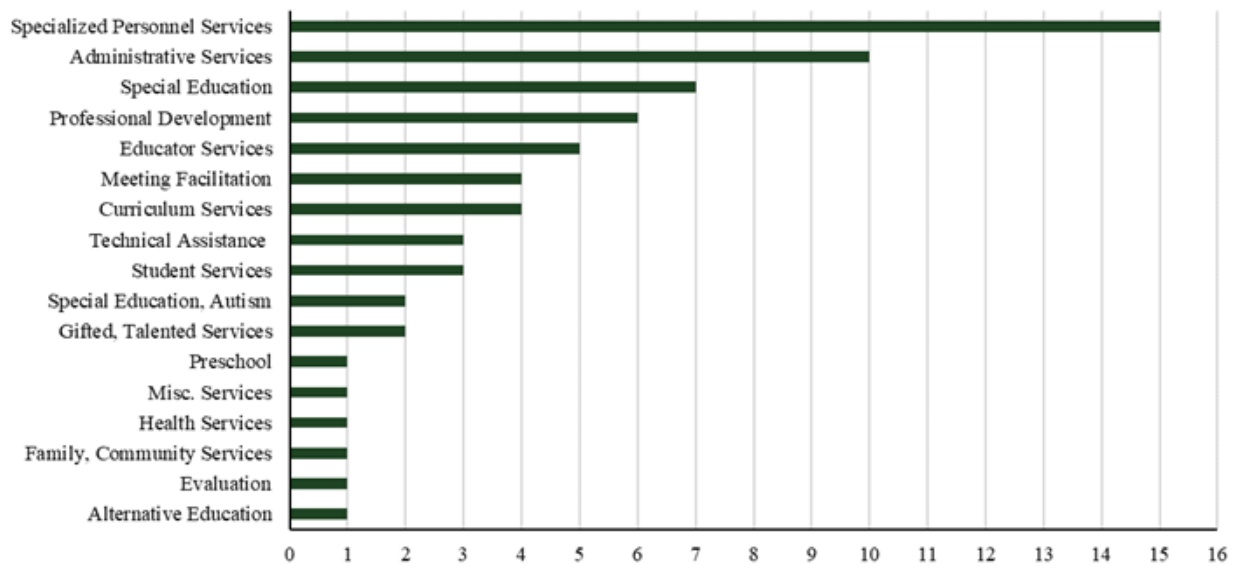
Non-administrative Staff per Administrator



Southern Ohio ESC Profile

Operating Revenue: \$5,804,618	Expenditures: \$5,731,764	FTEs: 105.70
--	-------------------------------------	------------------------

Services Offered by Category



Member District Data

Member District Name	Student Enrollment	District Type
Adams County/Ohio Valley LSD	3,870	1
Blanchester LSD	1,592	1
Bright LSD	671	2
Clinton Massie LSD	1,739	2
East Clinton LSD	1,308	2
Fairfield LSD	907	1
Greenfield EVSD	1,966	1
Hillsboro CSD	2,380	4
Lynchburg-Clay LSD	1,181	2
Miami Trace LSD	2,476	1
Washington Court House CSD	2,164	4
Wilmington CSD	2,852	4